

DIGITAL CULTURE


# Life with the Internet

## UNIT\_1

*“We had no idea that this would turn  
into a global and public infrastructure”.*

Vinton Cerf

*(Internet Pioneer, one of the 'Fathers of the Internet')*



1	AIMS	>
2	CONTENTS	>
3	CLIL CONTENTS	>
4	ASSESSMENT	>
5	GRADED RESOURCES	>
6	INCLUSION	>
7	OTHER LEARNING RESOURCES	>


## 1 AIMS



- > To develop awareness of the historical and cultural background of the Internet
- > To reflect on the evolution of ICTs in the last 20 years
- > To learn and develop vocabulary connected with the topic

**2 CONTENTS**

- > History of the Internet and digital culture
- > Most popular searches on Google
- > History of mobile apps





**3 CLIL CONTENTS****CONTENTS / COGNITION / COMMUNICATION / CULTURE**

- > The creation of the Internet
- > ICT vocabulary
- > The role of women in the development of the Internet
- > Learning to use apps as a learning resource
- > Apps and their use



**3 CLIL CONTENTS****COGNITION / COMMUNICATION / CULTURE / CONTENTS**

- > Analyse information from a reading resource using different resources to check for understanding
- > Gather, organise and communicate information on different supports (digital or physical)



**3 CLIL CONTENTS****COMMUNICATION / CULTURE / CONTENTS / COGNITION**

- > Use of informational texts in present and past tenses
- > Wh-questions
- > Definitions: summarising and use of defining relative clauses
- > Key vocabulary: host, laptop, interface, developer



**3 CLIL CONTENTS**



**CULTURE / CONTENTS / COGNITION / COMMUNICATION**

- > Understanding the Internet as a cultural product and symbol
- > Learning about the history of the Internet and its relevance for society nowadays





**4 ASSESSMENT****ASSESSMENT CRITERIA / ASSESSMENT TOOLS**

**Teachers will assess the students' ability to:**

- > Understand the importance of the history of the Internet
- > Create an original arrangement of vocabulary related to the topic
- > Differentiate the different stages in the evolution of the Internet
- > Reflect on their own use of ICTs, apps and devices



4 ASSESSMENT



ASSESSMENT TOOLS / ASSESSMENT CRITERIA

- > Teacher's rubrics
- > Rubrics and scoresheets from online learning resources
- > Peer assessment and co-assessment





## 5 GRADED RESOURCES



## 5.1. ACTIVITIES FOR 1st and 2nd ESO

## LESSON 1

**1st ESO** Watch the warm up [video](#) ..... and tell your teacher what you know about the history of the Internet and how it was created. Then learn more about the History of the Internet [here](#) ..... and do the [quiz](#) online to find out how much you learnt.

**2nd ESO** In small groups explain what you know about how the Internet was created. Then feedback to the other groups. After that, look at the information on the website about [history of the Internet 1](#) ..... and do the [Socrative](#) ..... quiz together. How much have you learnt?



## 5 GRADED RESOURCES

## 5.1. ACTIVITIES FOR 1st and 2nd ESO

## LESSONS 2 and 3


**1st ESO** Create a digital presentation on **Padlet** (or poster) with key words and pictures connected to the history of the internet and how it works. Write the word under each picture you add.

Then present to the class and explain why you have chosen those key words and why they are important for the topic.

**2nd ESO** Create a digital presentation where you give short definitions of the key concepts connected with the Internet and its history. Work in groups and share tasks among the members of the group.

Share the link to your presentation on **AULES** so students can login to comment and rate their classmates' work.

## Padlet video tutorial.





## V

## LESSON 4

**2nd ESO** Individually. Using **Padlet**, create, individually, a timeline of the most relevant people in the development of the internet. Share the link with your classmates and learn about the people chosen by your partners.





[Home](#) | [Help This Site](#)



5

GRADED RESOURCES

▼

5.1. ACTIVITIES FOR 1st and 2nd ESO

LESSON 6

**1st ESO** Make a questionnaire to ask your family about their use of ICTs when they were your age. Compare their results with your own use of ICTs.

**2nd ESO** Using [Quiz your Friends](#) website, create a quiz on the use of ICTs you and your family do at home,

Then share the link to [your quiz](#) on [AULES](#) so your classmates can play and learn about you.

QuizYourFriends

☰

TAKE QUIZ

Mike made a quiz named:



## 5 GRADED RESOURCES



## 5.2. ACTIVITIES FOR 3rd and 4th ESO

## LESSON 1

**3rd ESO** Watch the warm up [video](#). After that, and using the information in [History of the World Wide Web 3rd ESO](#), with your teacher, do the [Socrative](#) quiz on the history of World Wide Web.

**4th ESO** Read about [11 people who made the internet possible](#) and, with your teacher, do the [Socrative](#) quiz on Key figures in the evolution of the internet. Then, in groups, choose who are the relevant figures of the Internet for you nowadays. Feedback to group and choose the most relevant for the class.





## 5 GRADED RESOURCES



## 5.2. ACTIVITIES FOR 3rd and 4th ESO

## LESSON 2

Padlet [video](#) tutorial (if necessary).

**3rd ESO** using [Padlet](#) to explain Internet key words you use nowadays. Share the link with your classmates to learn about and rate their presentations. Use key words and short definitions.

**4th ESO** Create a digital presentation about key words connected with mobile devices and apps (add a short explanation and an example using the word).

Share the link on [AULES](#) so other students can comment and rate your presentation.



GENERALITAT  
VALENCIANA  
Conselleria d'Educació,  
Cultura i Esport

Aules



## 5 GRADED RESOURCES



### 5.2. ACTIVITIES FOR 3rd and 4th ESO

#### LESSONS 3 and 4

Genially [video](#) tutorial.

Canva [video](#) tutorial.

**3rd ESO** Individually or in pairs. Using [Genially](#) or [Canva](#), create, individually or in pairs, a timeline of the history of Internet browsers. Choose your favourite browser and discuss with your classmates its pros and cons compared to others.

**4th ESO** Create a timeline on the history of mobile apps using [Genially](#) or [Canva](#). Choose your favourite app and discuss with your classmates why you like it so much.







## 5 GRADED RESOURCES



## 5.2. ACTIVITIES FOR 3rd and 4th ESO

## LESSON 5

### 3rd ESO Reading History of mobile apps.

In small groups, choose one app they could not live without and one app they could uninstall forever. Students must give two reasons for their choice. Then, snowball into bigger groups to reach a final consensus on two apps for the whole group.

**4th ESO** Do the reading comprehension exercise **The Women who made the Internet.**

Did you know these women? Discussion: women in tech. In small groups, discuss the role and impact of women in tech.

science  
FRIDAY

**The Guardian**

## 5 GRADED RESOURCES



## 5.2. ACTIVITIES FOR 3rd and 4th ESO

## LESSON 6

**3rd ESO** Create a quiz on the use of social media apps using [Quiz your Friends](#) website. Then share the link to [your quiz](#) on [AULES](#) so your classmates can learn about your app usage and likes. And discuss the results in class.

**4th ESO** [Quiz your Friends](#) on the use of apps for education and learning. Share the link to [your quiz](#) on [AULES](#) so your classmates can learn about good and bad learning apps.



QuizYourFriends



MAKE A QUIZ



GENERALITAT  
VALENCIANA  
Conselleria d'Educació,  
Cultura i Esport

Aules

## 6 INCLUSION




## RESOURCES FOR SPECIAL NEEDS STUDENTS



Infographic

[History of the Internet Simplified Infographic](#)

Website

[History of the Internet Timeline](#)[Evolution of Apps](#)[Women in tech - picture gallery](#)[Forgotten women in tech - presentation](#)



7 OTHER LEARNING RESOURCES



Website

Breu Història d'Internet

Aplicacions Web

Activitats sobre aplicacions web

Historia de las aplicaciones móviles



Espai Fàbrica

**ioc**  
institut obert  
de catalunya

DIGITAL CULTURE

# Life

## with the Internet

UNIT\_1



GENERALITAT  
VALENCIANA

Conselleria d'Educació,  
Cultura i Esport

TOTS  
A UNA  
*veu*